


Saxon Indicators

Features

- » Three case sizes
- » IP54 (NEMA 3) protection
- » Withstands high levels of shock, vibration, dirt and humidity
- » Complies with: ANSI C39.1 (IEC 51)
- » UL Approved (File No. E203000)
- » Instruments comply with BSEN61010-1 and meet IEC414 (BS5458) Dielectric Test (2600V for 1min)
- » Taut Band Mechanisms as standard

The Saxon range offers 2 1/2", 3 1/2" and 4 1/2" surface mount panel meters designed to perform in demanding environmental applications sealed to IP54, NEMA 3, UL52 type 12/13.



Elapsed Time Meter and Frequency Meter

Accuracy:	0.15 = 60Hz 1.25 = 400Hz 0.15 = 50Hz 0.25 = 55Hz	Voltage:	110/130V 200/250V
		Frequency:	50Hz or 60Hz
		Burden:	4VA Maximum

Iron Vane A.C. Ammeter & Voltmeter

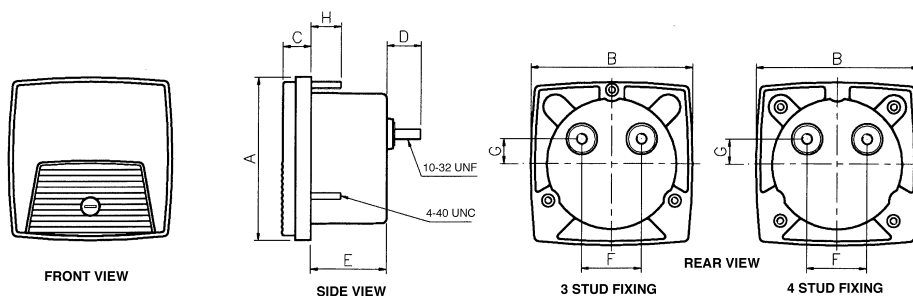
Accuracy:	±2%	Overload:	
Rating:		Ammeters:	x1.2 for 2 hours x10 for 5 seconds
Ammeters:	1 to 30A	Voltmeters:	x1.2 for 2 hours x2 for 5 seconds
Voltmeters:	10V to 600V	Burden:	
		Ammeters:	0.5VA
		Voltmeters:	4.5VA maximum

Moving Coil D.C. Ammeter & Voltmeter

Accuracy:	±2%	Operating Temp:	-20 °C to 60 °C
Rating:		Storage Temp:	-30 °C to 70 °C
Ammeters:	100µA to 30A		
Voltmeters:	50mV - 600V		

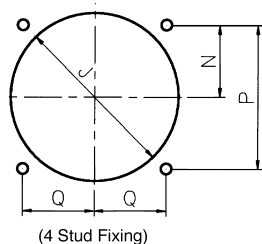
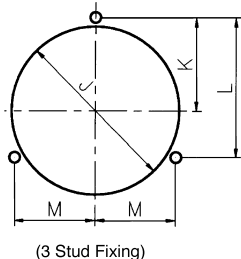
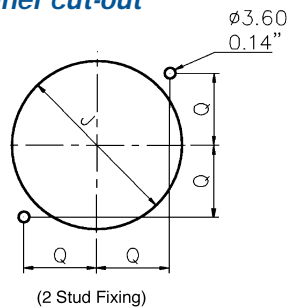
Dimensions

Specify number of fixing studs when ordering



	A	B	C	D	E	F	G	H	J	K	L	M	N	P	Q	
2 1/2	mm	68.6	68.6	11.8	14.6	32.0	25.4	10.4	12.7	55.9	31	46.5	26.9	23.9	47.8	23.9
	inch	2.70	2.70	0.46	0.57	1.26	1.00	0.41	0.50	2.20	1.22	1.83	1.06	0.94	1.88	0.94
3 1/2	mm	88.9	88.9	11.8	14.6	36.0	25.4	10.4	12.7	69.9	40.2	60.3	34.8	28.5	57.0	28.5
	inch	3.5	3.5	0.46	0.57	1.42	1.00	0.41	0.50	2.75	1.58	2.37	1.37	1.12	2.24	1.12
4 1/2	mm	112.0	123.2	12.7	16.3	30.5	28.4	0.38	12.7	70.9				51.6	90.4	50.8
	inch	4.41	4.85	0.50	0.64	1.20	1.12	0.41	0.50	2.78				2.03	3.56	2.00

Panel cut-out



Saxon Indicators

A.C. Ammeter



Rating	Scaling	Catalogue No.
A.C. Ammeter True RMS Reading - Accuracy ±2% ES		
5A	0-5a	(01*)-75AA-lsls-C6-B*
10A	0-10a	(01*)-75AA-mtmt-C6-B*
15A	0-15a	(01*)-75AA-ndnd-C6-B*
20A	0-20a	(01*)-75AA-ngng-C6-B*
30A	0-30a	(01*)-75AA-nlnl-C6-B*
1A	Transformer Rated	(01*)-75AA-LA**-C6-B*
5A	Transformer Rated	(01*)-75AA-LS**-C6-B*

A.C. Voltmeter True RMS Reading - Accuracy ±2% ES

150v	0-150V	(01*)-75VA-PZPZ-C6-B*
300v	0-300V	(01*)-75VA-RXR-X-C6-B*
600v	0-600V	(01*)-75VA-SJSJ-C6-B*
150V	transformer Rated	(01*)-75VA-PZ**-C6-B*

D.C. Ammeters - Accuracy ±2% ES

0-1mA	To Suit Requirements	(01*)-01AA-FA**-B*
0-5mA	0-5mA	(01*)-01AA-FXFX-B*
0-10mA	0-10mA	(01*)-01AA-GZGZ-B*
0-20mA	0-20mA	(01*)-01AA-HFHF-B*
0-50mA	0-50mA	(01*)-01AA-HYHY-B*
0-100mA	0-100mA	(01*)-01AA-JRJR-B*
0-200mA	0-200mA	(01*)-01AA-KAKA-B*
0-500mA	0-500mA	(01*)-01AA-KMKM-B*
0-600mA	0-600mA	(01*)-01AA-KPKP-B*
0-1A	0-1A	(01*)-01AA-LALA-B*
0-2A	0-2A	(01*)-01AA-LELE-B*
0-4A	0-4A	(01*)-01AA-LLLL-B*
0-5A	0-5A	(01*)-01AA-LSLB-B*
0-6A	0-6A	(01*)-01AA-LWLW-B*
0-10A	0-10A	(01*)-01AA-MTMT-B*
0-50mV	To Suit	(01*)-01AA-EC**-B*
0-100mV	To Suit	(01*)-01AA-GB**-B*

Milliammeters Suppressed Zero - Accuracy ±2% ES

4-20mA	To Suit Requirements	(01*)-01RA-HG**-B* **Specify scale value
--------	----------------------	---

D.C. Voltmeters Sensitivity 1000Ω/Volt - Accuracy ±2% ES

0-15V	0-15V	(01*)-01VA-NDND-B*
0-30V	0-30V	(01*)-01VA-NLNL-B*
0-50V	0-50V	(01*)-01VA-NTNT-B*
0-150V	0-150V	(01*)-01VA-PZPZ-B*
0-300V	0-300V	(01*)-01VA-RXR-X-B*
0-600V	0-600V	(01*)-01VA-SJSJ-B*

Frequency Meters 120V - Self Contained

50Hz	45-55Hz	(01*)-41SA-PNAG-AG-B*
55Hz	45-65Hz	(01*)-41SA-PNAJ-AJ-B*
60Hz	55-65Hz	(01*)-41SA-PNAN-AN-B*

Elapsed Time Meters 99999.99 hours - non reset

110/130V, 50Hz	-	(01*)-155A-PNZH-C5-B*
200/250V, 50Hz	-	(01*)-155A-RNZH-C5-B*
480V, 50Hz	-	(01*)-155A-SEZH-C5-B*
110/130V, 60Hz	-	(01*)-156A-PNZH-C6-B*
200/250V, 60Hz	-	(01*)-156A-RNZH-C6-B*
480V, 60Hz	-	(01*)-156A-SEZH-C6-B*

For an alternate voltage rating of 200-250V use code RN instead of PN

For an alternate voltage rating of 380-480V use code SE instead of PN

To denote the required case size, replace the 01* in the catalogue number with 012, 013 or 014 for 2 1/2", 3 1/2" or 4 1/2" respectively.

To denote the required stud fixing configuration, replace B* with B2 (2 stud), B3 (3 stud) or B4 (4 stud)